


Day 1

Parents/Guardians: Please Circle the appropriate response.

1.  Brush your Teeth

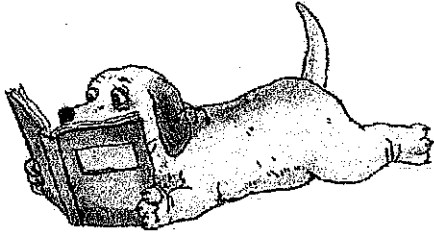
Brushed teeth

Refused to brush teeth

2.  Complete the attached math sheet.


Completed

Refused to complete

3.  Complete the attached Reading Sheet.

Completed

Refused to complete



# Minute 1

Name \_\_\_\_\_

Write how many shapes there are.

1. \_\_\_\_\_

2. \_\_\_\_\_

Draw what comes next in the pattern.

3. \_\_\_\_\_

4. \_\_\_\_\_

5. Draw 3 cookies.

6. Draw 5 apples.

7. Draw a box around the first shape.

8. Draw a circle around the third shape.

Draw an X over the one that does not belong.


9. A B C D


10. A B C D


Name: \_\_\_\_\_ Date: \_\_\_\_\_

**Directions** Match the words to the pictures.


		
jam	bag	dad

1. bag 

2. jam 

3. Dad 

**Directions** Circle the word for the picture. Write the word.

4. 

bad      wag

W    Q    Q

**SCORE**

1. 😊 😞

2. 😊 😞

3. 😊 😞

4. 😊 😞

\_\_\_\_ / 4  
Total

Day 2

Parents/Guardians: Please Circle the appropriate response.

1.  Brush your Teeth

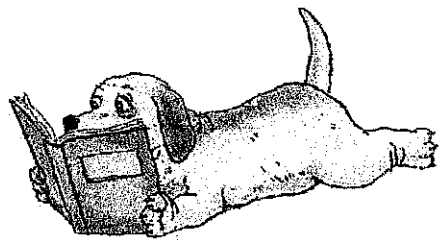
Brushed teeth

Refused to brush teeth

2.  Complete the attached math sheet.



Completed

Refused to complete

3.  Complete the attached Reading Sheet.

Completed


Refused to complete



# Minute 2

Name \_\_\_\_\_

Write how many shapes.

1.  \_\_\_\_\_

2.  \_\_\_\_\_

Draw what comes next in the pattern.

3.  \_\_\_\_\_

4.  \_\_\_\_\_

5. Draw 4 legs on the mouse.



6. Draw 6 legs on the ant.




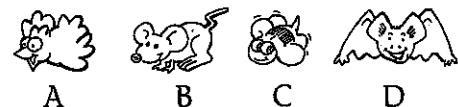
7. Letter H is \_\_\_\_\_

T	H	I	N	K
1st	2nd	3rd	4th	5th

8. Letter N is \_\_\_\_\_

Draw an X over the picture that does not belong.

9. 

10. 

Name: \_\_\_\_\_ Date: \_\_\_\_\_

**Directions**

Match the words to the pictures.

**SCORE**

1. 😊 😐

2. 😊 😐


3. 😊 😐

4. 😊 😐

\_\_\_\_ / 4  
**Total**



lab




cab




pan

1. pan



2. lab



3. cab



**Directions**

Circle the word for the picture.  
Write the word.

4.




van

had

\_\_\_\_\_

v a n

\_\_\_\_\_



# Minute 3

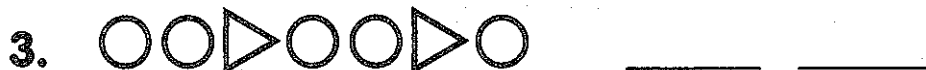
Name \_\_\_\_\_

Write the number.

1. ~~||||~~ = \_\_\_\_\_

2. one = \_\_\_\_\_

Draw what comes next in the pattern.



5. Draw 8 legs on the spider.      6. Draw 12 legs on the caterpillar.



7. The letter \_\_\_\_\_ is first.

L    E    A    R    N  
1st   2nd   3rd   4th   5th

8. The letter \_\_\_\_\_ is third.




Write the missing number.

9. 1, 2, \_\_\_\_\_, 4, 5, 6

10. 5, 6, 7, \_\_\_\_\_, 9

Name: \_\_\_\_\_ Date: \_\_\_\_\_

**Directions** Match the words to the pictures.

		
ham	nap	bat


SCORE


1. 😊 😐


2. 😊 😐

3. 😊 😐

4. 😊 😐

1. bat 


2. ham 

3. nap 

\_\_\_\_ / 4

Total

**Directions** Circle the word for the picture.  
Write the word.

4. 

tap      rat

\_\_\_\_\_


r      a      t

\_\_\_\_\_



Day 4

Parents/Guardians: Please Circle the appropriate response.

1.  Brush your Teeth


Brushed teeth

Refused to brush teeth

2.  Complete the attached math sheet.


Completed

Refused to complete

3.  Complete the attached Reading Sheet.

Completed

Refused to complete



# Minute 4

Name \_\_\_\_\_

Write the number.

1. six = \_\_\_\_\_

2. nine = \_\_\_\_\_

Draw what comes next in the pattern.



\_\_\_\_\_




\_\_\_\_\_

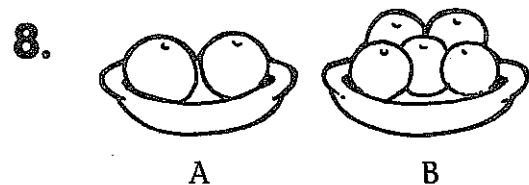
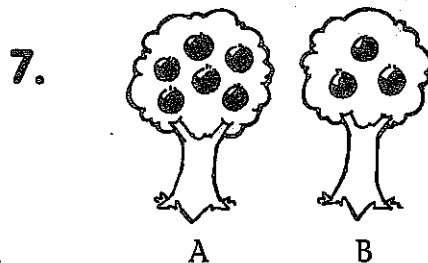
5. Draw 10 dots on the ladybug.



6. Draw 4 buttons on the coat.



Circle the picture that shows more:



Write the missing numbers.

9. 8, 9, \_\_\_\_\_, 11, \_\_\_\_\_

10. 7, \_\_\_\_\_, 5, \_\_\_\_\_, 3

Name: \_\_\_\_\_ Date: \_\_\_\_\_

## Dan's Ham



ham

Dan had a ham.



pan

He put it in a pan.



hot

The pan got hot.



stop

Stop!

Name: \_\_\_\_\_ Date: \_\_\_\_\_

**Directions**Listen to and read "Dan's Ham."  
Answer the questions.SCORE

<p><b>1.</b> What did Dan have?</p> <p>(A) a yam</p> <p>(B) some jam</p> <p>(C) a ham</p>	<p><b>3.</b> Why does Dan have to stop?</p> <p>(A) The ham got hot.</p> <p>(B) The pan got hot.</p> <p>(C) Sam was hot.</p>
<p><b>2.</b> Where did Dan put the ham?</p> <p>(A) in a pot</p> <p>(B) in a pan</p> <p>(C) in a cup</p>	<p><b>4.</b> Which is another good title?</p> <p>(A) Too Hot</p> <p>(B) Sam</p> <p>(C) Food</p>

1. 😊 😐

2. 😊 😐

3. 😊 😐

4. 😊 😐

\_\_\_\_ / 4  
Total

Day 5

Parents/Guardians: Please Circle the appropriate response.

1.  Brush your Teeth


Brushed teeth

Refused to brush teeth

2.  Complete the attached math sheet.


Completed

Refused to complete

3.  Complete the attached Reading Sheet.

Completed

Refused to complete





# Minute 5

Name \_\_\_\_\_

Write the number.

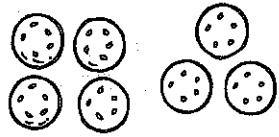
1. ten = \_\_\_\_\_
2. fifteen = \_\_\_\_\_

Draw what comes next in the pattern.


3.  \_\_\_\_\_
4.  \_\_\_\_\_

Add.



5.  $4 + 3 =$  \_\_\_\_\_



6.  $3 + 2 =$  \_\_\_\_\_



Circle the group that shows more:

7.    
A B


8.    
A B

Write the missing numbers.

9. \_\_\_\_\_, 16, 17, 18, \_\_\_\_\_
10. \_\_\_\_\_, 15, 14, \_\_\_\_\_, 12


Name: \_\_\_\_\_ Date: \_\_\_\_\_

## Dan's Ham



ham

Dan had a ham.




pan

He put it in a pan.



hot

The pan got hot.



stop

Stop!

Name: \_\_\_\_\_

Date: \_\_\_\_\_

SCORE

\_\_\_\_ / 4  
Total

**Directions**

Look at the story. What happens next? Finish the story with a picture. Label the picture.



Pam sees  
1 bat.



Pam sees  
2 bats.



Pam sees  
3 bats.

Blank area for drawing and writing, including a dashed line for writing.