

Mrs. Stell

Math 6

Days 11-16

Follow the directions on page one to use Tangrams to make shapes. Tangrams require problem solving and critical thinking – just like the thinking we do in math! You can even identify the shapes as you go! Print out these pages in color if you can. If not, print the shapes page and color the shapes before you cut them.

Complete one sheet per day of creating the animals based off the silhouette. On day 16, try to create your own tangram and shapes!


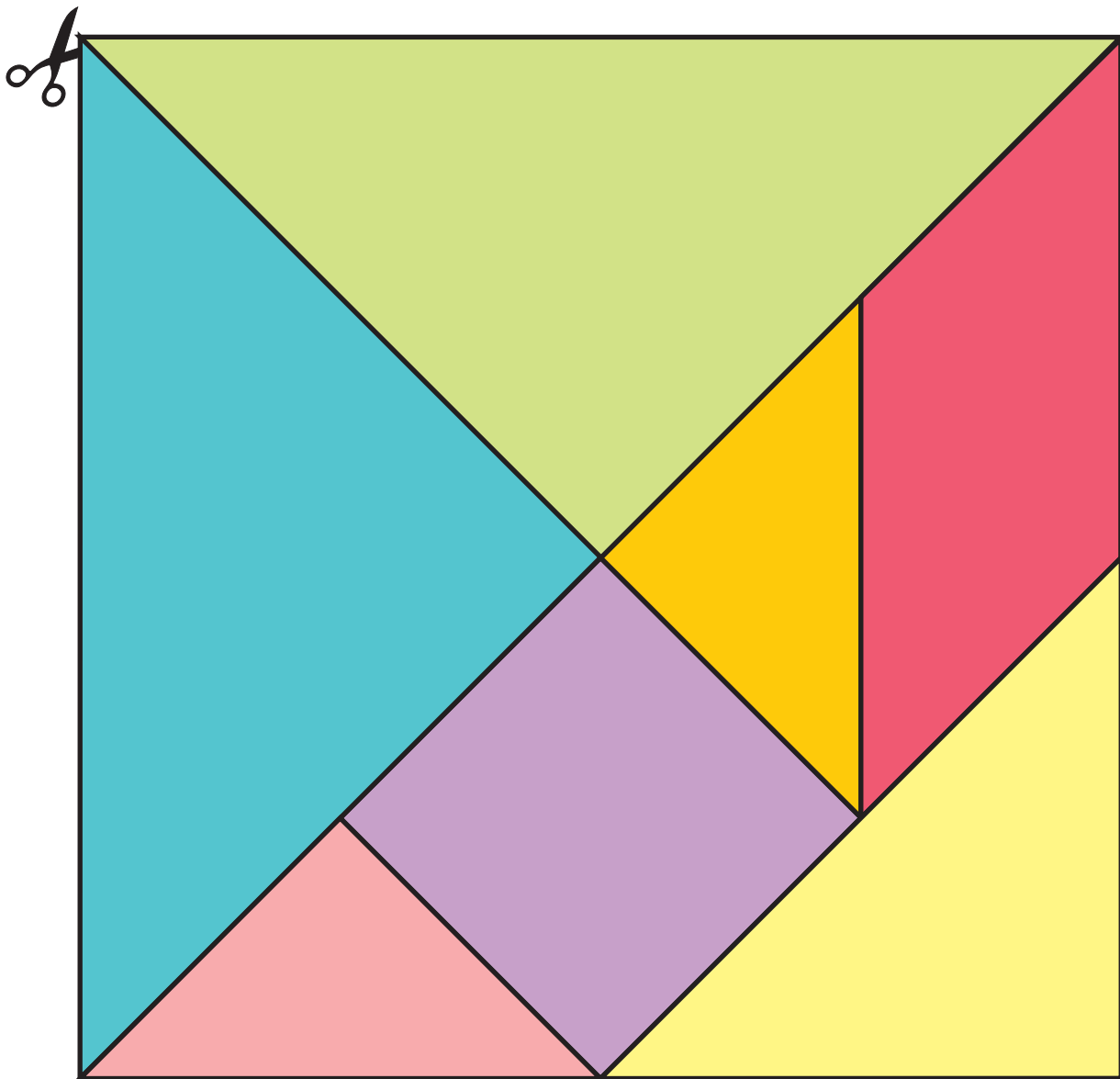
I hope you have fun with this activity. I miss you all!

TANGRAM

The ancient Chinese art of tangram puzzles is a popular mathematical problem solving activity. The tangram puzzle consists of 7 geometric pieces, known as tans, which are normally boxed in the shape of a square. There are two small, one medium and two large triangles, one parallelogram and one square.

The objective of the puzzle is to form a specific shape (given only an outline or silhouette) using all seven pieces, which may not overlap.

Cut out 7 tangram pieces and use them to solve the puzzles by creating the shapes on these activity sheets.



TANGRAM


Animals



Camel




Swan



Cat



Bird



Fish



Horse



Penguin




Dog



Bird

TANGRAM



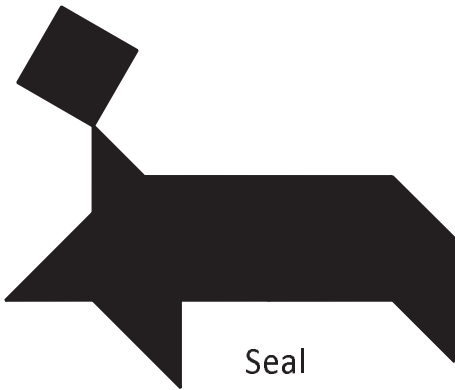
Fish



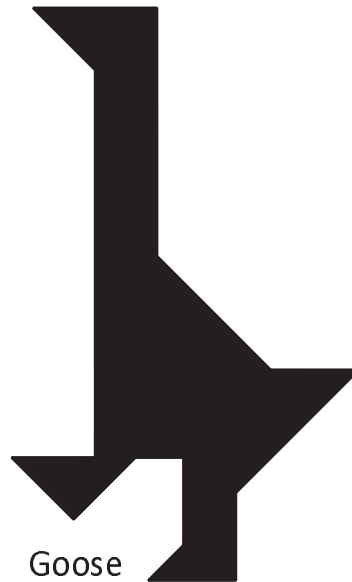
Swan




Cat




Seal




Goose




Stork



Rabbit



Pig




Kangaroo




Rabbit

TANGRAM



Goose




Cat



Fish




Crab



Bird



Snail



Bear



Dog




Cat

TANGRAM



Rabbit




Turtle




Giraffe



Dog



Horse




Bird




Butterfly



Lama



Bird




Swan



Lion


TANGRAM




Crow




Crow



Rooster



Chicken



Pigeon




Bat



Bat



Raven



Goat



Duck